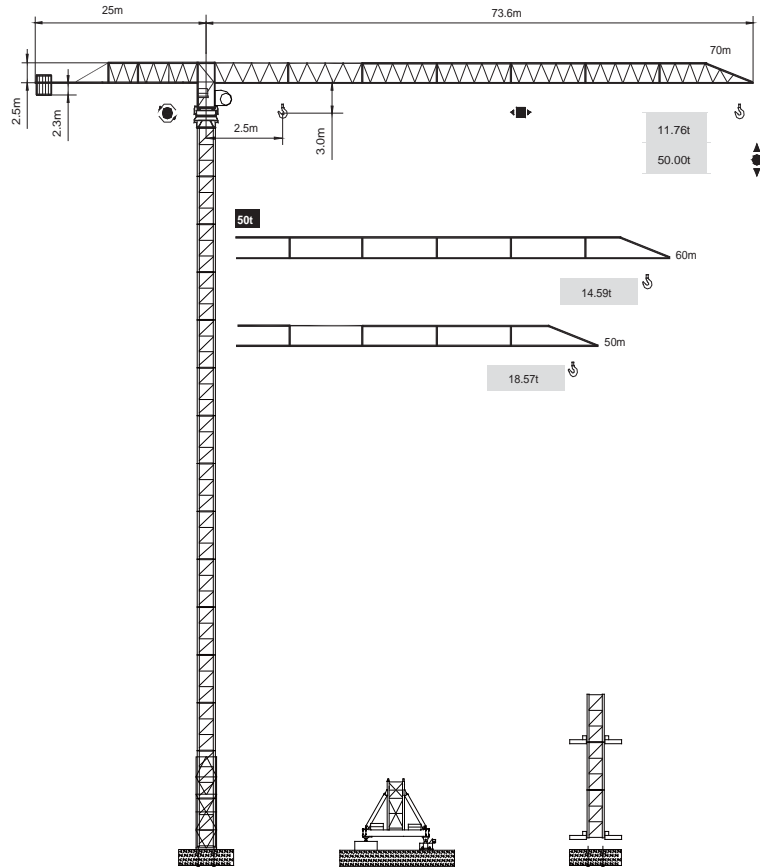


永茂建机
YONGMAO

STT1100
50t



CE FEM

Topless

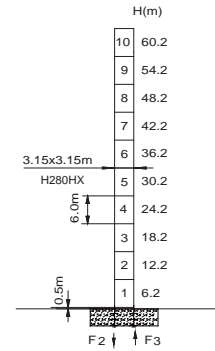
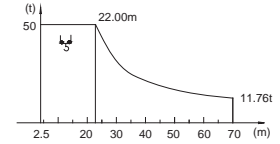
V 5.0-09112014

平頭系列

STT1100
50t

載荷表 Load Chart

50t		ST7-50-A(B)-2-V1.0												
R (m)	倍率 Fall	R(C _{max}) (m)	C _{max} (t)	20	25	30	35	40	45	50	55	60	65	70
70	↓	22.00	50.00	50.00	43.11	34.81	28.95	24.60	21.24	18.57	16.40	14.59	13.07	11.76
60	↓	22.00	50.00	50.00	43.11	34.81	28.95	24.60	21.24	18.57	16.40	14.59		
50	↓	22.00	50.00	50.00	43.11	34.81	28.95	24.60	21.24	18.57				



	●	■
F2	207t	147t
F3	352t	267t
⊗	235t	

● 工作狀態支反力 In service reaction ■ 非工作狀態支反力 Out of service reaction
⊗ 整機自由高度重量 (不含平衡重及壓重重量) Total weight of free standing crane (excludes counter weight & ballast.)

0 0
1 1
1 2

Topless STT1100

Topless STT1100



YONGMAO HOLDINGS LIMITED

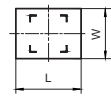
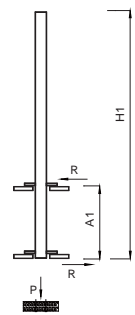
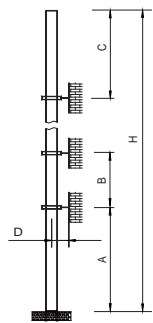


YONGMAO HOLDINGS LIMITED

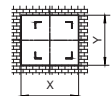
STT1100

50t

平頭系列



內爬框外部尺寸
Overall dimensions of the internal climbing frame



內爬開口尺寸
Dimensions of the internal climbing opening

塔身節 Mast	A (m)	B (m)	C (m)	D (m)	H (m)
H280HX	48	36	48	>5	350 >350 *

塔身節 Mast	H1 (m)	A1 (m)	P (t)	R (t)	X (m)	Y (m)	L (m)	W (m)
H280HX	60	14	295	78	*	*	*	*

附著道數 Number of tie collars $= (H-A-C)/B+1$

超過100m高度，需降低載荷，請與公司聯繫。

Load should be reduced when the height exceeds 100m. Please contact Yongmao for details.

主要性能參數 Specifications

機構 Mechanism	速度 Speed		電機 Motor	電機 Motor kW	
	m/min	t			
▲ ▼	150LFV250B	0-15 0-60	50.0 10.0	750m >750m *	2 x 110
	◀ ▶	18DFV25	0-32 m/min		18.5
↻	11RFCV	0-0.6 rpm		4 x 11	
☺	*	*		4 x 7.5	

供電容量 Power supply	kVA
380V (± 10%) 50 Hz	150LFV250B : 360

* 與製造商聯繫 Contact us, please.

☆ 标准配置 Standard configuration.

本技術參數不受法律約束，技術資訊請詳見相應說明書。

These specifications and data are not legally binding. For any technical information, please refer to corresponding instructions.

Topless STT1100

0 0
1 1
3 4

Topless STT1100

Topless STT1100



YONGMAO HOLDINGS LIMITED