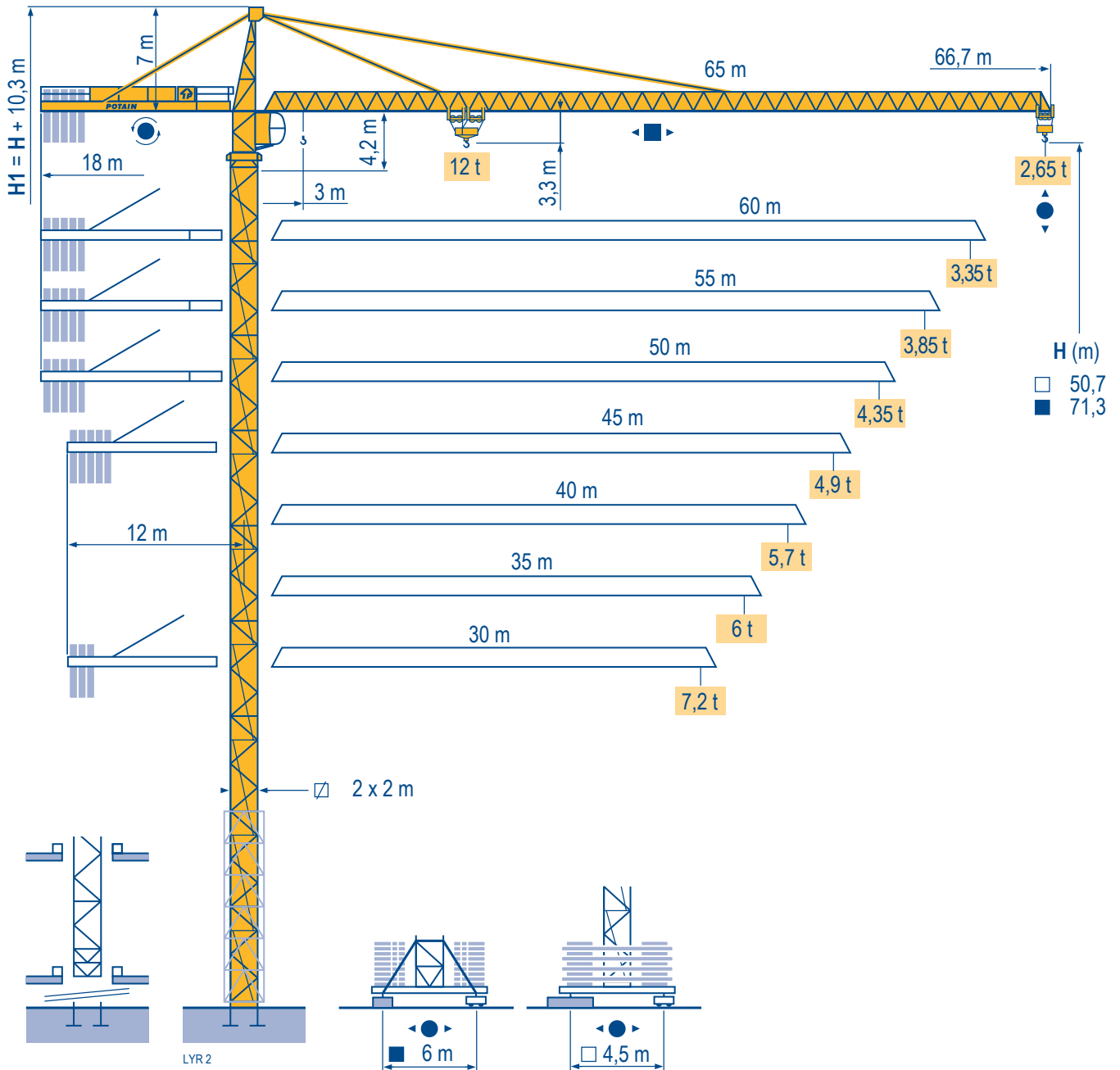


MD 265 B1 J12

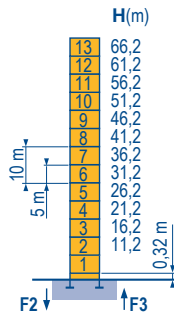


TOPKIT

CE FEM 1.001-A3

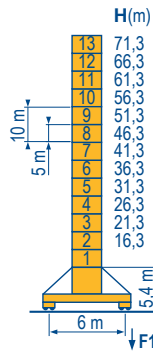
Mat / Réactions \square 2 m
 Maste / Eckdrücke \square 30 m \Rightarrow 65 m
 Masts / Reactions
 Mástil / Reacciones
 Torre / Reazioni
 Tramo / Reações

LVR 1



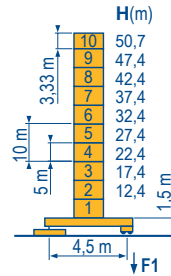
P 61 A

F2	● 166 t
	■ 224 t
F3	● 114 t
	■ 177 t
	▲ 73 t



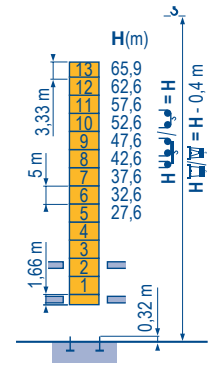
V 60 A

F1	● 114 t
	■ 147 t
	▲ 86 t



ZD 463

F1	● 96 t
	■ 96 t
	▲ 78 t

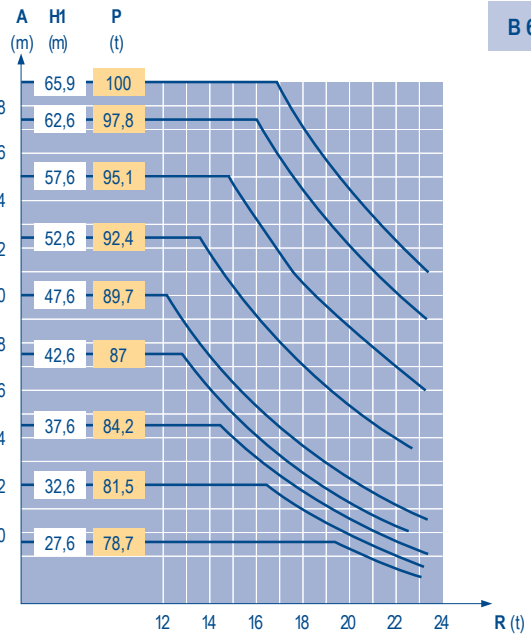
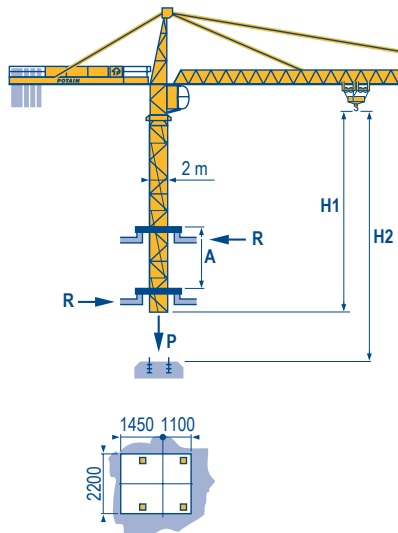


B 60 A



Télescopage sur dalles
 Kletterkrane im Gebäude
 Climbing crane
 Telescopage gruas trepadoras
 Gru in cavedio
 Telescopagem sobre lages

LVR 1



TOPKIT
 MD 265 B1 J12

POTAIN

F	D	GB	E	I	P
● Réactions en service	● Reaktionskräfte in Betrieb	● Reactions in service	● Reacciones en servicio	● Reazioni in servizio	● Reações em serviço
■ Réactions hors service	■ Reaktionskräfte außer Betrieb	■ Reactions out of service	■ Reacciones fuera de servicio	■ Reazioni fuori servizio	■ Reações fora de serviço
A vide sans lest (ni train de transport) avec flèche et hauteur maximum.	Ohne Last, Ballast (und Transportachse), mit Maximalausleger und Maximalhöhe.	Without load, ballast (or transport axles), with maximum jib and maximum height.	Sin carga, sin lastre, (ni tren de transporte), flecha y altura máxima.	A vuoto, senza zavorra (ne assali di trasporto) con braccio massimo e altezza massima.	Sem carga (nem trem de transporte)- sem lastro com lança e altura máximas.
Nous consulter	Auf Anfrage	Consult us	Consultarnos	Consultateci	Consultar-nos

Courbes de charges

Lastkurven

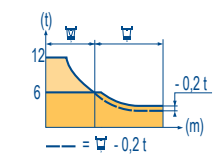
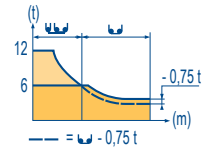

Load diagrams

Curvas de cargas

Curve di carico

Curva de cargas

LVR 1



Lest de contre-flèche

Gegenauslegerballast

Counter-jib ballast

Lastre de contra flecha

Contrappeso

Lastros da contra lança

LVR 2

	4 600 - 4 200 - 3 400 - 2 300 kg		4 200 - 700 kg	
		50 - 75 - 100 LVF (kg)	50 - 75 - 100 LVF (kg)	150 LCC (kg)
65 m	18 m	19 900	19 600	17 500
60 m	18 m	18 400	18 200	16 800
55 m	18 m	16 000	15 400	14 000
50 m	18 m	13 700	13 300	11 900
45 m	12 m	25 200	24 500	23 800
40 m	12 m	24 100	23 100	21 700
35 m	12 m	20 600	19 600	18 200
30 m	12 m	16 000	15 400	14 000

Lest de base

Grundballast

Base ballast

Lastre de base

Zavorra di base

Lastros da base

LVR 1

V	H (m)	H (m)												
		71,3	66,3	61,3	56,3	51,3	46,3	41,3	36,3	31,3	26,3	21,3	16,3	
2 m	V 60 A	132	96	72	60	36	36	36	36	36	36	36	36	36
2 m	ZD 463	75	75	75	75	75	75	75	75	75	75	75	75	75

Ancrages

Verankerungen

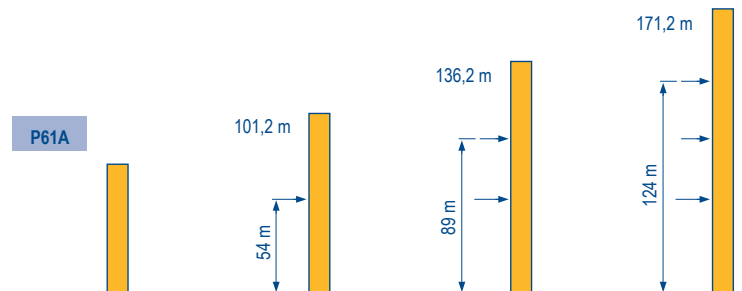
Anchorges

Anclaje

Ancoraggio

Ancoragem

LVR 1



TOPKIT



MD 265 B1 J12

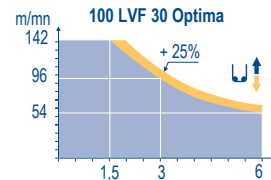
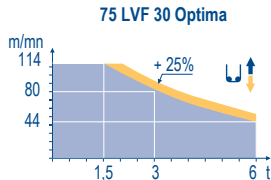
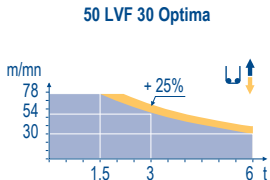


	F	D	GB	E	I	P
A	Distance entre cadres	Abstand zwischen den Rahmen	Distance between collars	Distancia entra marcos	Distanza fra i telai	Distância entre quadros
H1	Hauteur grue	Kranhöhe	Crane height	Altura grúa	Altezza gru	Altura da grua
P	Poids de la grue(en service)	Krangewicht (in Betrieb)	Crane weight (in service)	Peso de la grúa (en servicio)	Peso della gru (in servizio)	Peso da grua (em serviço)
R	Réaction horizontale	Horizontalkräfte	Horizontal reaction	Reaccion horizontal	Reazione orizzontale	Reacção horizontal
	Voir télescopage sur dalles	Siehe Kletterkrane im Gebäude	See climbing crane	Veja grua trepadora	Consultare gru in cavedio	Ver telescopagem sobre lages


Mécanismes
Antriebe
Mechanisms
Meccanismi
Mecanismos


LYR 5

		↕ ↑					↕ ↕ ↑					ch - PS hp	kW	
↕	50 LVF 30 Optima	m/min	2,4 → 9,6 → 30 → 38 → 54 → 78	1,2 → 4,8 → 15 → 19 → 27 → 39	50	37	340 m							
		t	6 6 6 4,5 3 1,5	12 12 12 9 6 3										
	75 LVF 30 Optima	m/min	0 → 44 → 56 → 80 → 114	0 → 22 → 28 → 40 → 57	75	55	570 m							
		t	6 4,5 3 1,5	12 9 6 3										
↕	100 LVF 30 Optima	m/min	0 → 54 → 68 → 96 → 142	0 → 27 → 34 → 48 → 71	100	75	1019 m							
		t	6 4,5 3 1,5	12 9 6 3										
↔	150 LCC 30	m/min	86 → 103 → 129 → 172 → 206	43 → 52 → 65 → 86 → 103	150	110	652 m							
		t	6 4,5 3 1,5 0,75	12 9 6 3 1,5										
↔	6 DVF 4	m/min	0 → 50 (12 t) 0 → 100 (6 t) 0 → 120 (3 t)			5,5	4							
↻	RVF 152 Optima +	tr/min U/min rpm	0 → 0,7			2 x 5,5	2 x 4							
↔	ZD 463 RT 443 A1 2V	m/min	15 - 30			4 x 5	4 x 3,7							
↔	V 60 A RT 544 A1 2V R ≥ 13 m	m/min	13,5 - 27			4 x 7	4 x 5,2							
		CEI 38		IEC 38	kVA									
		400 V (+6% -10%) 50 Hz			50 LVF : 70 kVA 75 LVF : 95 kVA 100 LVF : 120 kVA 150 LCC : 170 kVA									



- | | | | | | |
|--|--|--|--|---|---|
| F
Levage
Distribution
Orientation
Translation | D
Heben
Katzfahren
Schwenken
Kranfahren | GB
Hoisting
Trolleying
Slewing
Travelling | E
Elevación
Distribución
Orientación
Traslación | I
Sollevamento
Distribuzione
Rotazione
Traslazione | P
Elevação
Distribuição
Rotação
Translação |
|--|--|--|--|---|---|

 Document commercial non contractuel. Pour toute information technique se référer à la notice correspondante. Unverbindliches Vertriebsdokument. Für technische Informationen, siehe die entsprechenden Anweisungen. This commercial document is not legally binding. For any technical information, please refer to the corresponding instructions. Documento comercial non contractuel. Para cualquier información técnica, ver la noticia correspondiente. Documento commerciale non vincolante, per tutte le informazioni tecniche fare riferimento al catalogo istruzioni. Documento comercial não contractual. Para qualquer informação técnica complementar consultar as respectivas instruções.





Americas
Tel : +1 888 479 7278
Tel : +1 717 593 2000

Europe - Middle East - Africa
Tel : +33 (0) 4 72 81 50 00
Tel : +44 (0) 191 522 2000

Asia - Pacific
Tel : +65 6264 1188
Fax : +65 6862 4040

www.manitowoccrane.com

**18, rue de Charbonnières - B.R.173
69132 ECULLY Cedex - France**
Tél. : +33 (0) 4 72 18 20 20
Fax. : +33 (0) 4 72 18 20 00
www.manitowoccrane.com

TOPKIT MD 265 B1 J12
Code J-91985-59_Réf. 2003 48 LYR 5
Copyright.Reproduction interdite © POTAIN 2003

Réalisation Sedoc